

Waterbeach Parish Council

Subject: FW: Denny End Public Art
Attachments: Differnt types of spades.jpeg; Denny End A.pdf

From: Alison Turnbull [
To: council@waterbeach.org.uk
Subject: Denny End Public Art

Dear Shelley,

The artist Charlotte Howarth, has been appointed to make a piece of public art for the scheme at Denny End Waterbeach (the CHS/Cocksedge site). Having carried out some research into the area and uses of the land etc and she has designed a piece based on spades used in the digging of the fenlands.

The proposal is to carve the design on to a piece of reclaimed slate and for this to stand somewhere close to the entrance to the development. The sub-station is causing something of a dilemma at the moment, but we are going to visit the site again in January to finalise the location for the piece.

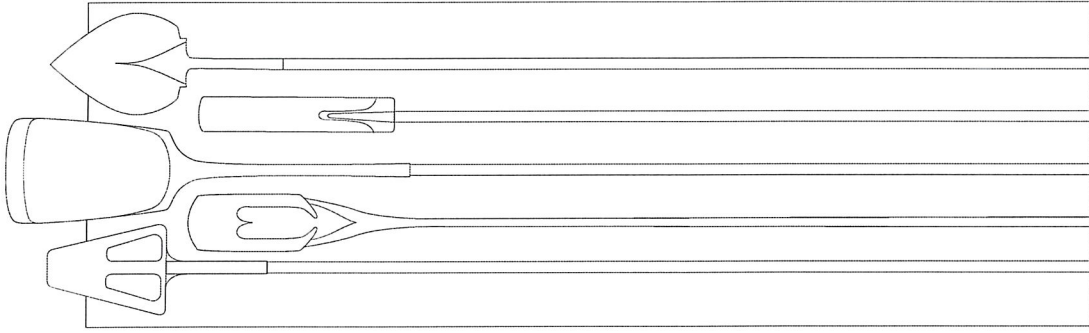
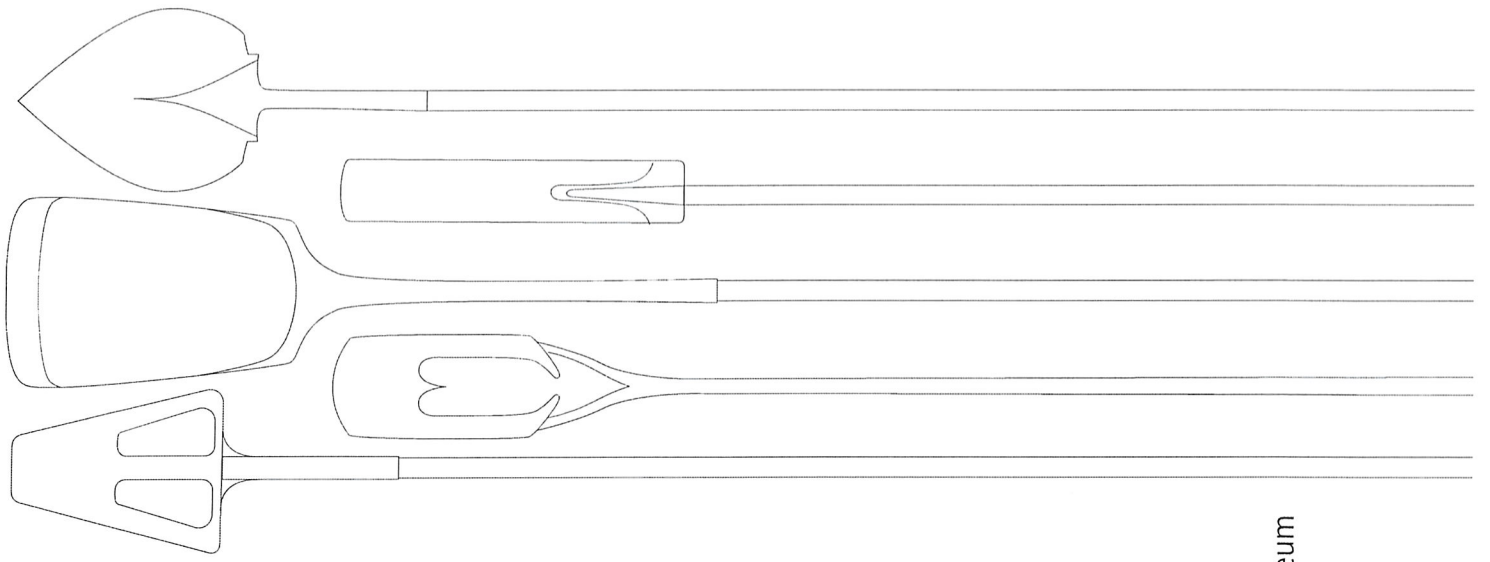
Attached is the design and the document it is based on. Let me know what you think.

Kind Regards
Alison

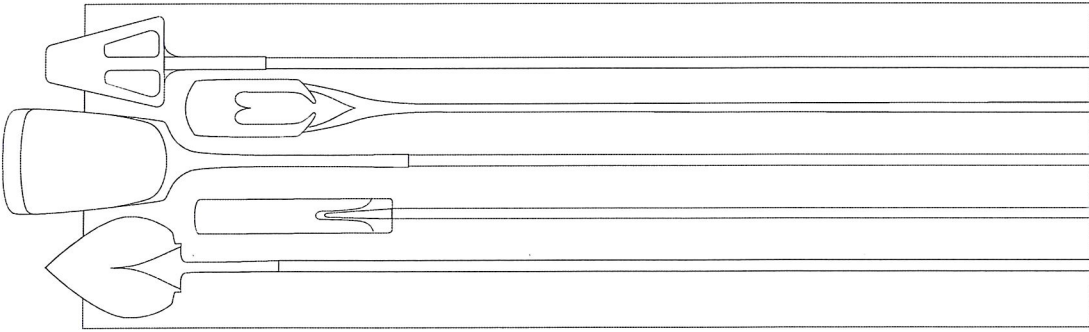

Alison Turnbull
Alison Turnbull Associates
Public Art Commissioning

Confidential

As this email and the information it contains are confidential and may be privileged, please notify us immediately if you have received this email in error. You should not copy it for any purpose, or disclose its contents to any other person. Internet communications are not secure and therefore Alison Turnbull does not accept legal responsibility for the contents of this message as it has been transmitted over a public network. If you suspect the message may have been intercepted or amended, please call the sender.



Back

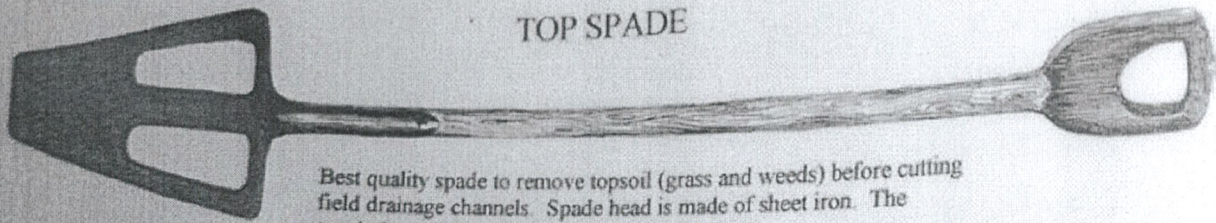


Front

© Charlotte Howarth / Making Marks 27/11/17
Proposed design for Denny End in Welsh Slate - Types of spades used for digging @ the Denny End Museum
1500mm x 450mm x 50mm
Scale 1:10

DRAINAGE TOOLS AND SPADES

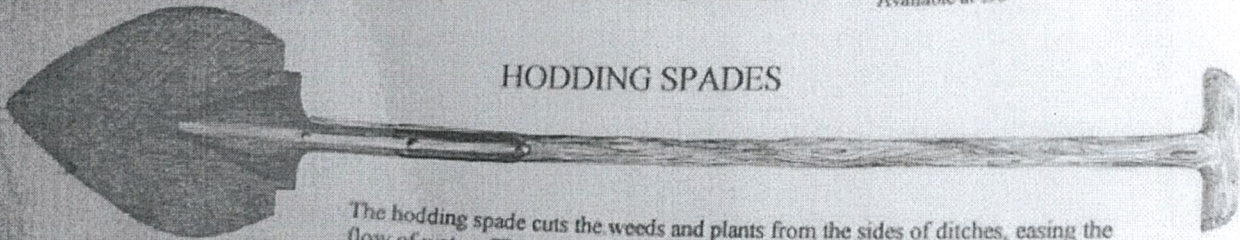
TOP SPADE



Best quality spade to remove topsoil (grass and weeds) before cutting field drainage channels. Spade head is made of sheet iron. The two holes prevent soil from sticking to the spade.

Available at 5/6

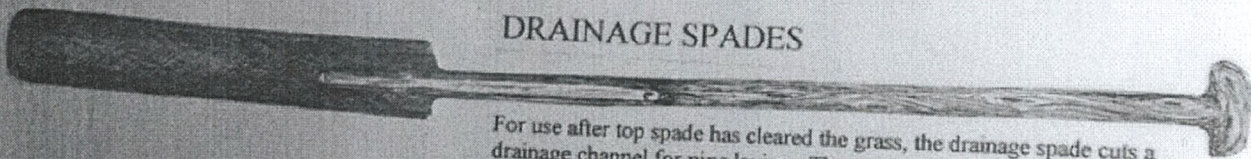
HODDING SPADES



The hodding spade cuts the weeds and plants from the sides of ditches, easing the flow of water. The pointed metal blade helps cut through wet and sticky soil.

14" available at 6/6, 17" available at 7/-

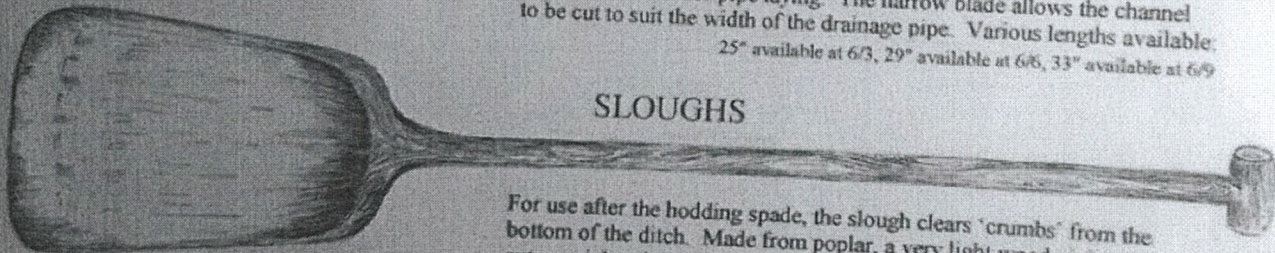
DRAINAGE SPADES



For use after top spade has cleared the grass, the drainage spade cuts a drainage channel for pipe laying. The narrow blade allows the channel to be cut to suit the width of the drainage pipe. Various lengths available:

25" available at 6/3, 29" available at 6/8, 33" available at 6/9


SLOUGHS



For use after the hodding spade, the slough clears 'crumbs' from the bottom of the ditch. Made from poplar, a very light wood giving no extra weight when lifting the heavy load. This slough has a steel reinforced edge making a better cut through wet crumbs.

No 1 poplar at 4/6 No 2 poplar and steel at 6/9

FLY TOOLS



The fly tool cuts a drainage channel in heavy clay. Metal tipped blade aids cutting whilst the wood body prevents clay sticking to the spade.


1" quality - - - 5/9

CRUMBING TOOLS

Crumbing tool to scoop out the mud and rubbish ('crumbs') from the bottom of a narrow drainage channel. Crumbing tool and the drainage spade available in similar widths.

3" available at 4/5, 4" available at 4/5

PIPE LAYING TOOLS



Right-angled prong inserts into the end of the drainage pipe, which can then be lowered into the channel. Easy and quick pipe laying.

7" prong available at 3/6

ALL PRICES ARE SUBJECT TO MARKET FLUCTUATIONS

Waterbeach Parish Council

Subject: FW: RE: Public Art S106 obligation planning reference S/2341/14/FL

From: Alison Turnbull

To: Charlotte Howarth ; council@waterbeach.org.uk

Subject: Fwd: RE: Public Art S106 obligation planning reference S/2341/14/FL

Dear Charlotte and Shelley,

Just to let you know that the public art submission to the council is not going as smoothly as hoped. I have forwarded to you the email from the S106 officer, and my reply so that you can see the substance of the communication. I have also forwarded the email exchange between myself and Shelley as the officer required proof that I have communicated with the parish council.

I am hoping that this is a minor 'hiccup' will be resolved promptly in the new year, but Charlotte, I just wanted you to know before you have paid out monies for the stone (just in case).

If you have any queries please don't hesitate to contact me, otherwise I hope you have a lovely christmas and happy new year.

Kind Regards
Alison

----- Original Message -----

From: Alison Turnbull >

To: Roberts Theresa <Theresa.Roberts@scambs.gov.uk>

Cc: Seamus Doherty <Seamus.Doherty@chsgroup.org.uk>, Adrian Bishop
<abishop@cocksedge.com>

Date: 22 December 2017 at 12:07

Subject: RE: Public Art S106 obligation planning reference S/2341/14/FL

Dear Theresa

Thank you for the notes from the documentation. The artwork has been commissioned on the basis of the strategy submitted as part of the revised planning application. There has been communication with the parish council and the last email to which I received a response is being forwarded separately. The design for the wayfinding stone is with the parish, but they have not yet commented as it was sent 'between' meetings.

This is an affordable housing scheme but the public open space included is not being adopted by the district council. This means that the cost of maintenance will be included in the rent payable by the tenants who are on low incomes. It is therefore important that the public art has a nil cost implication for the residents of the scheme. The recycled stone provides a cost effective option that will not require maintenance, the artist is highly skilled and the piece will be a beautiful object to welcome residents and visitors alike. This dilemma of public space paid for by the immediate residents is one increasingly faced by residents of new developments.

Part of the plan for the public art is to hold a workshop/meet the neighbours event on the public open space so that residents take ownership and use of the space. Currently the space

offers flexible space where children can 'play out' but also residents can gather for events etc. Establishing this use at the outset is an important part of the workshop - scheme opening event.

I trust this is in order

Kind Regards
Alison

On 19 December 2017 at 10:09 Roberts Theresa
<Theresa.Roberts@scams.gov.uk> wrote:

Dear Alison

Thank you for your e-mail below updating the council on the public art proposal. As per the Council's Statement of Case at the appeal and given that a play area is a requirement of the development "The Council's preference would be for the public art to incorporate some play features for the benefit of future children of the proposed development".

For information, it is a requirement of the Unilateral Undertaking that the Public Art Scheme is submitted to the council for approval. I have inserted an extract from the UU for reference.

PART VI: On-Site open space and public art

1. The Owner and the Applicant covenant with the Council that no dwellings shall be occupied unless schemes for the provision and maintenance of on-site open space, equipped play area, and public art (which form part of the Application) have been submitted to and approved by the Council.

I understand from your e-mail that you have been in contact with the Parish Council. Please could you copy us into any future correspondence and provide copies of any conversations that have occurred to date, as this will help us to understand what the parish requires and subsequently assist the council in their decision making.

Thank you again.
Kind regards
Theresa

From: Alison Turnbull [alison@alisonturnbull.co.uk]
Sent: 18 December 2017 12:42
To: Roberts Theresa <Theresa.Roberts@scams.gov.uk>
Cc: Seamus Doherty <Seamus.Doherty@chsgroup.org.uk>
Subject: Public Art S106 obligation planning reference S/2341/14/FL

Mimecast Attachment Protection has deemed this file to be safe, but always exercise caution when opening files

Dear Theresa,

I have been appointed by Cocksedge Building Contractors to commission and support the public art requirement set out in the S106 planning obligation for the site at Denny End, Waterbeach. Having liaised with the client Cambridge Housing Society and Waterbeach Parish Council, the artist Charlotte Howarth has been appointed.

Charlotte is an experienced artist specialising in stone-carving and lettering. Her work is of high quality. Charlotte has sourced a recycled piece of slate and created a design based on the types of spades and shovels traditionally used in digging the fens. The design has been approved by the client and the contractor and attached here for reference. The parish council are reviewing the design in the new year.

The intention is to locate the piece as a way-finder at the entrance to the site off Denny End. The exact location is to be agreed on site in January once the substation is in place. This is to ensure that the piece will not be overshadowed but have the desired effect of creating that sense of arrival in a distinctive place.

If you have any questions, please don't hesitate to contact me, otherwise the full specification, site plan showing location, and images of the artwork will be supplied in due course. The artwork will be installed prior to first occupation, as set out in the planning documentation.

Kind Regards

Alison

Alison Turnbull
Alison Turnbull Associates
Public Art Commissioning

Confidential

As this email and the information it contains are confidential and may be privileged, please notify us immediately if you have received this email in error. You should not copy it for any purpose, or disclose its contents to any other person. Internet communications are not secure and therefore Alison Turnbull does not accept legal responsibility for the contents of this message as it has been transmitted over a public network. If you suspect the message may have been intercepted or amended, please call the sender.

Disclaimer

The information contained in this communication from the sender is confidential. It is intended solely for use by the recipient and others authorized to receive it. If you are not the recipient, you are hereby notified that any disclosure, copying, distribution or taking action in